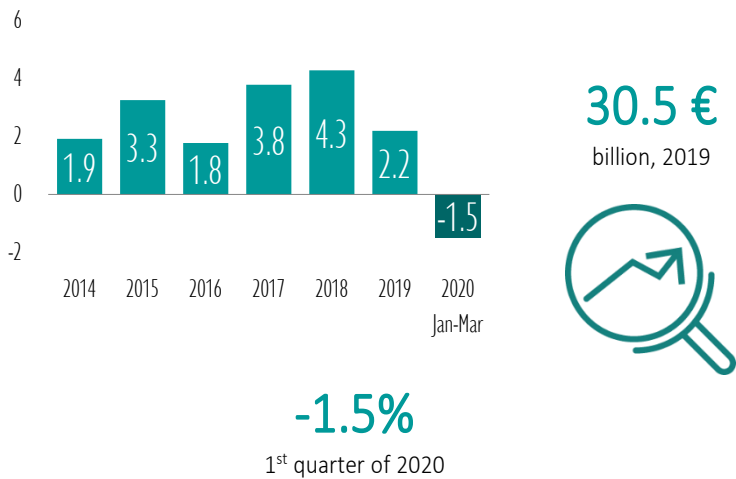
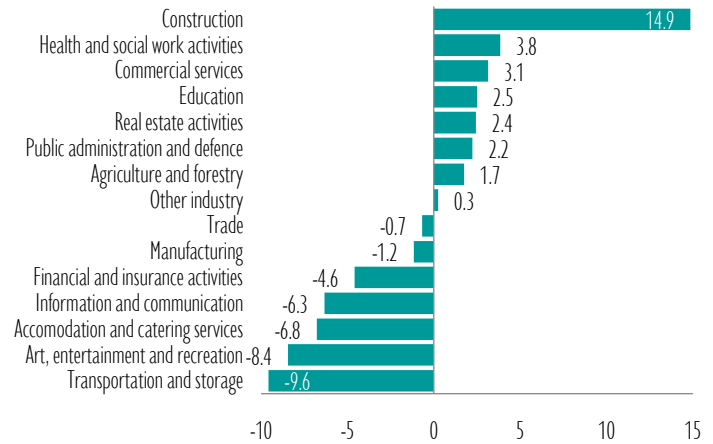


GROSS DOMESTIC PRODUCT



SECTORS OF ECONOMY

Changes in the volume in 1st quarter of 2020, as a percentage



MANUFACTURING

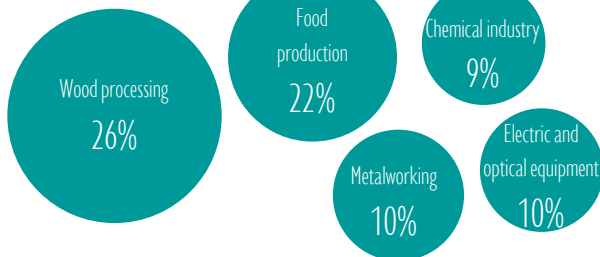
2019

January-April 2020

12% of GDP

-3.4%

Structure in 2019



INFLATION

May 2020, average per year

+1.9%



WAGES

Average wage
1st quarter of 2020

Changes in wages
1st quarter of 2020

1 100 €

+6.6%



LABOR MARKET

1st quarter of 2020

Employed, thsd

Unemployed, thsd

902

72

65%

7.4%

Employment rate

Unemployment



EXPORTS OF GOODS AND SERVICES

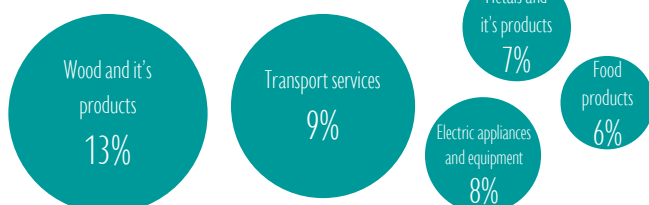
1st quarter of 2020

1st quarter of 2020

65% of GDP

+3%

Structure in 2019



MAIN EXPORT COUNTRIES

Contribution to export changes
January-April 2020, percentage points

